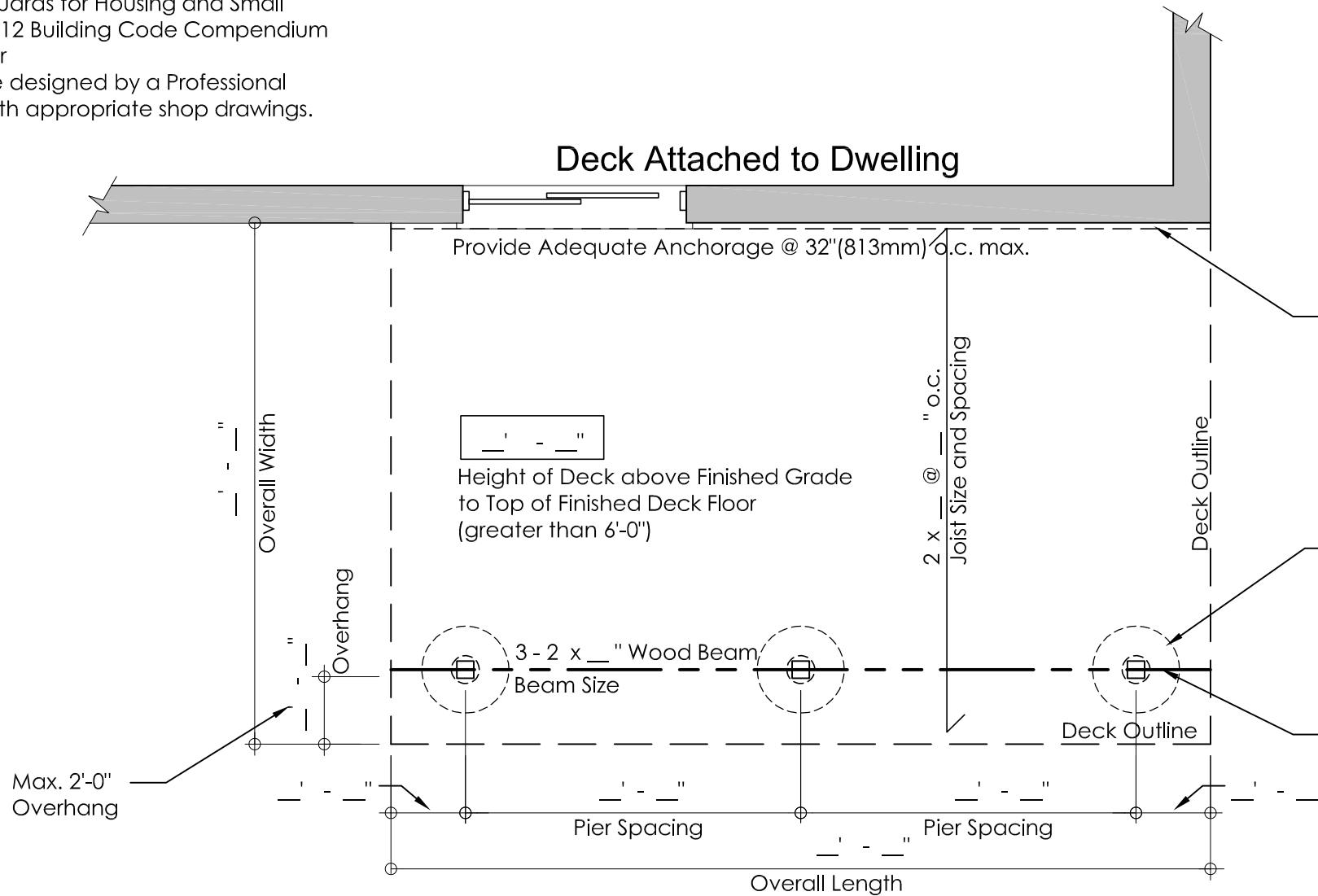


# Attached Deck Size \_\_\_\_\_ x \_\_\_\_\_

Exterior Guard Construction as per Supplementary Standard SB - 7 "Guards for Housing and Small Buildings" of the 2012 Building Code Compendium

or

Provide alternative designed by a Professional Engineer along with appropriate shop drawings.



### Notes:

Ledger board lag bolted to Foundation Wall or Rim Board w/ 1/2" Ø (12.7mm) bolts @ 32" (813mm) o.c. max. into Solid Masonry or Concrete.

Deck Floor Joists secured with Joist Hangers to Ledger Board

6" x 6" Pressure Treated Posts Supported on either Concrete Piers with Bigfoot Base, Concrete Pad Footings or Approved Helical Piles

Beam Size will be Determined by Distance between Supporting Posts

### NOTE:

It is the Contractor's responsibility to ensure that all construction conforms to the requirements of the Ontario Building Code. Notations made on these drawings are for your information and assistance only and do not necessarily comment on all areas of construction.



## Attached Deck

Deck Plan

Scale: nts

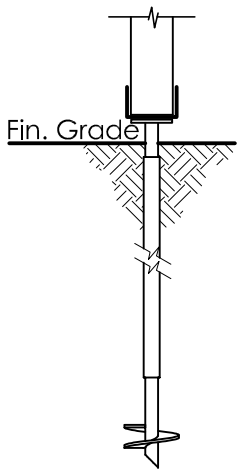
DRAWN BY: E.P.

DATE: 14/02/23

AD-1  
SHEET

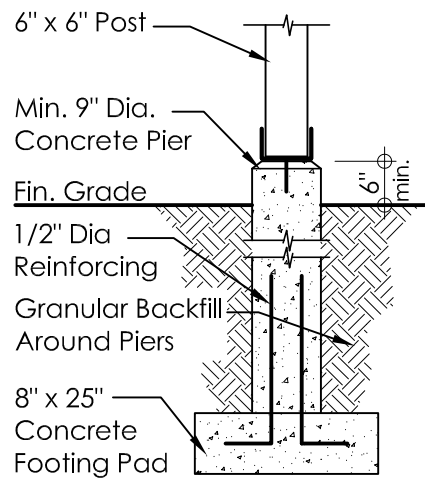
**Notes:**

- 1) Lumber for Guard Systems and Floor Systems shall be Decay-Resistant Lumber
- 2) Footing Inspection Required Prior to Pouring Concrete
- 3) Framing Inspection required prior to installing Deck Boards



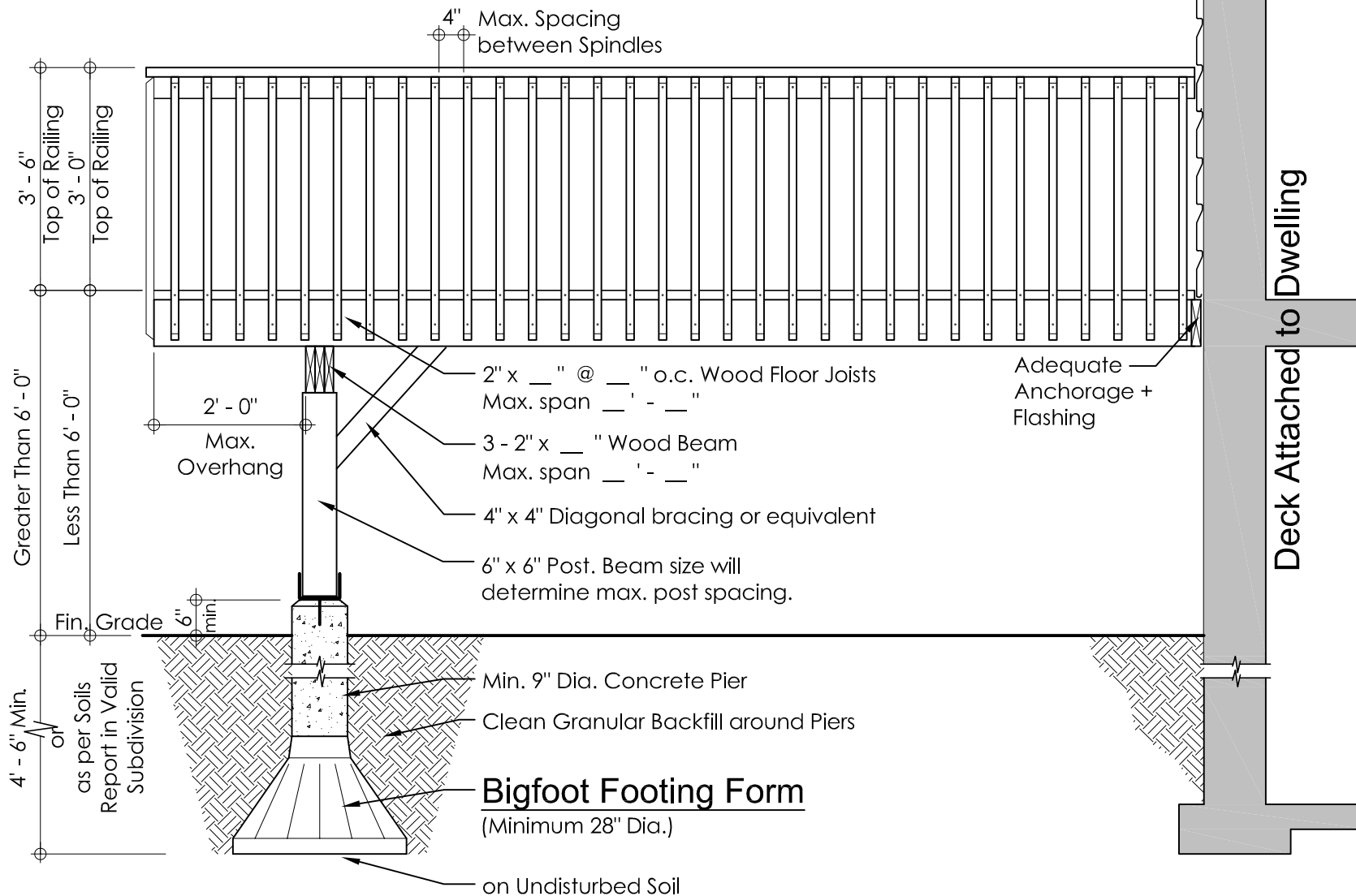
**Helical Piles**

Must be CCMC Approved Engineers report required after installation.



**Concrete Pad**

Frost Depth 4'-6" or per Soils Report in Valid Subdivision



**NOTE:**  
It is the Contractor's responsibility to ensure that all construction conforms to the requirements of the Ontario Building Code. Notations made on these drawings are for your information and assistance only and do not necessarily comment on all areas of construction.



**Attached Deck**

*Detail*

Scale: nts

DRAWN BY: E.P.

DATE: 14/02/23

**AD-2**  
SHEET